

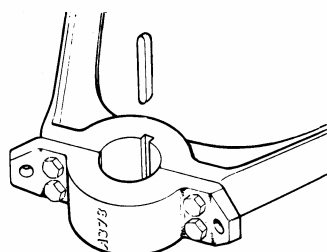


Installation Instructions

Quadrants, Radial Drive Wheels, and Tiller Arms

All Edson Quadrants, Radial Drive Wheels and Tiller Arms are machined to a $-.003''$ to $-.005''$ Clamping Tolerance from the Rudderpost Diameter provided when ordered. Although this provides a very tight fit, it is not sufficient to keep the hub from turning on the rudderpost in extreme rudderload situations. Therefore, a mechanical fastener must be used in order to keep the hub from turning.

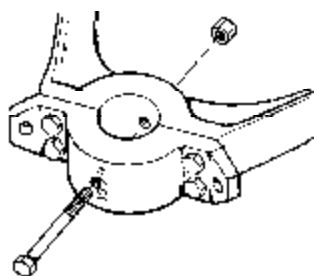
Shaft Key/Keyway



Shaft Key/Keyway: Most common on solid rudderposts.

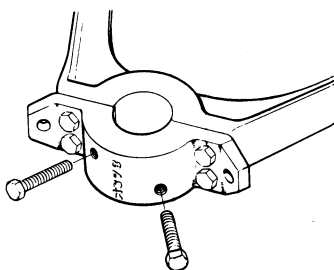
This allows for some adjustment up and down on the rudderpost. Check to see if there is an existing keyway on your rudderpost. The locations of both keyways must match up to the final position required.

Through-Bolt (pinned)



Through-Bolt (Pinned): Most common on Hollow Rudderposts. Edson will supply the appropriate sized Pin for the rudderpost diameter. When a Quadrant, Radial Drive Wheel or Tiller Arm is supplied with a through-bolt, Edson drills through 1/2 of the hub only. When the final location of the part is determined on the rudderpost, this hole is to be used as a guide to drill through the rudderpost and opposite side of the hub. The opposite side of the hub is not pre-drilled by Edson, since it is very difficult to match this hole location during the actual drilling process.

Set-Screws



Set-Screws: An alternative to keyway or pin method. Works for both solid or hollow rudderposts. Clamp part to rudderpost in proper location- tighten one side and remove the other. Use the empty hole as a pilot hole to drill and tap for the set screw. Install set screw and repeat on the other side. The Set Screws must be threaded into the rudderpost to a depth equal to the diameter of the set screw - simply tightening them down on the rudderpost is not sufficient.

NOTE: Turn wheel hard over to one side or the other for more working room when drilling the rudderpost. Use lubricant such as WD-40 when drilling stainless or metal rudderposts.

Warning: Contact your boat builder before drilling or modifying a composite or carbon rudder shaft.

Edson
INTERNATIONAL

www.edsonintl.com e-mail: info@edsonintl.com

146 DUCHAINE BLVD, NEW BEDFORD, MA. 02745-1292 Tel. 508-995-9711 FAX 508-995-5021 FREE FAX 800-338-5021